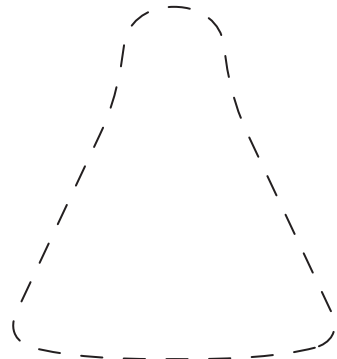




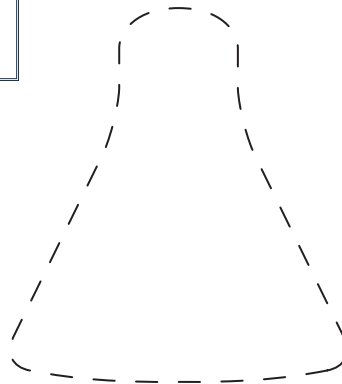
**Ultra Mirage™ II**  
NASAL MASK

**Mirage Activa™**  
NASAL MASK

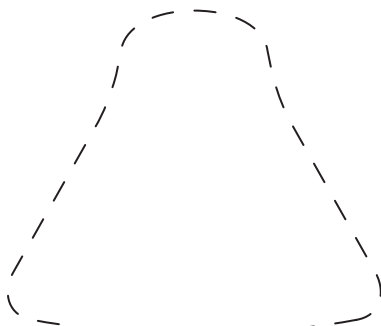
Provided for your reference by  
**cpapXchange.com**



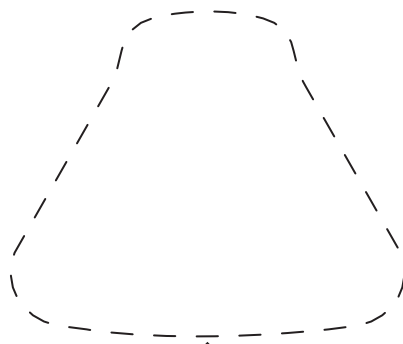
↑  
**STANDARD**



↑  
**LARGE**



↑  
**SHALLOW**



↑  
**SHALLOW WIDE**  
(Ultra Mirage II only)



**Actual Size: 5 1/2" (Width) x 7" (Height)**  
Ruler is for scaling purposes.

How to use the fitting template:

1. Cut out the template along the dotted line
2. Cut out nasal holes  
*(hint: fold each nasal hole in half to cut)*
3. Follow directions on template to determine appropriate cushion size

**RESMED**