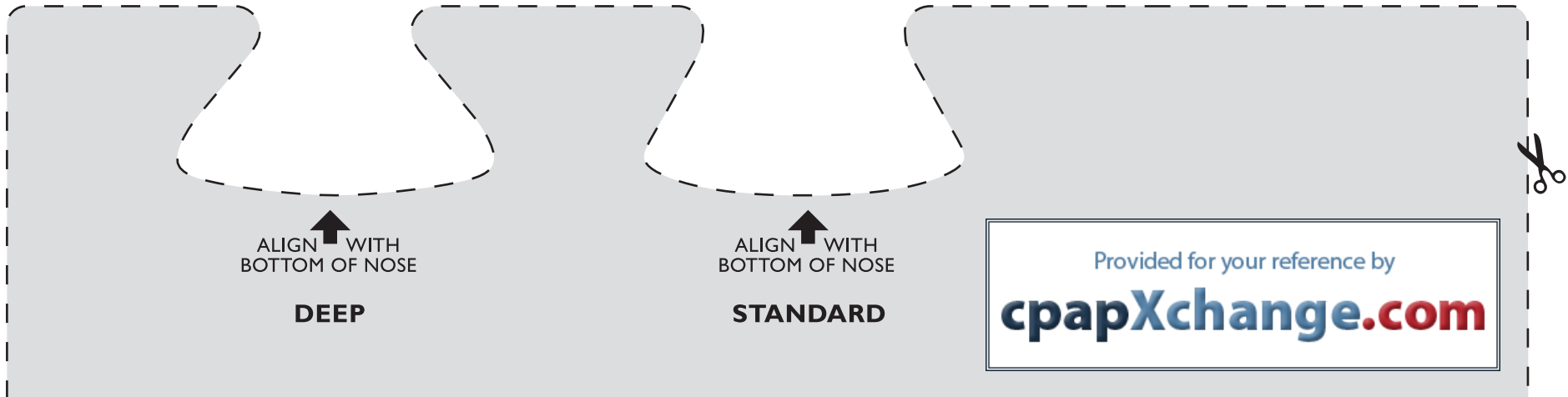


Mirage Vista Mask Fitting Template

How to use the fitting template:

1. Cut out template along the dotted line
2. Follow the directions on the template to determine appropriate cushion size



RESMED

Mirage Vista™
NASAL MASK

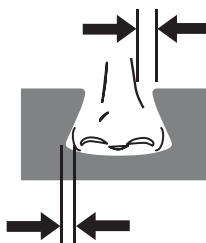
Fitting Template

Note: Mask fitting templates should be used to aide patients in the fitting of CPAP masks. Altering the size or dimensions of the original online PDF in any way may compromise the quality and accuracy of this template. The use of this template is not intended to replace the advice of a medical professional, sleep technician or HME dealer.

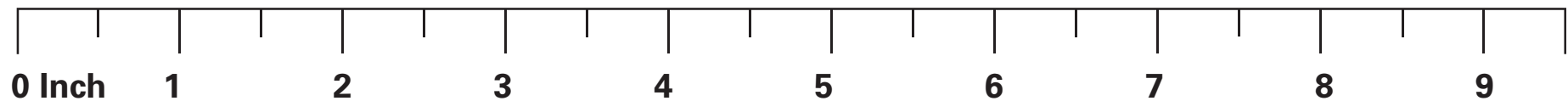
Follow these two steps to choose the correct size:



1
Check the
nostril width
for clearance



2
Check the
nasal bridge
width for
clearance.



Actual Size: 9 1/2 inch (Width) X 4 3/4 inch (Height)

Ruler is for scaling purposes. To ensure this print is accurate, match a ruler with the ruler above.